



SHUT OFF VALVES,  
VIBRATION ELIMINATORS,  
ACCUMULATORS & OIL  
SEPARATORS

---



D  
SECTION

## Danfoss Check Valves (Non-return)

Danfoss non-return valves can be used in liquid, suction or hot gas lines in refrigeration and air conditioning systems.

The NRVH models are fitted with a stronger spring for use in discharge lines from compressors connected in parallel.




### Straight Way

CODE	MODEL	CONNECTIONS	DANFOSS NO
D150	NRV 6	1/4 Flare	020-1040
D151	NRV 10	3/8	020-1041
D152	NRV 12	1/2	020-1042
D153	NRV 16	5/8	020-1043

CODE	MODEL	CONNECTIONS	DANFOSS NO
D154	NRV 6s	1/4 Solder	020-1010
D155	NRV 10s	3/8	020-1011
D156	NRV 12s	1/2	020-1012
D157	NRV 16s	5/8	020-1018
D158	NRV 19s	3/4	020-1019

CODE	MODEL	CONNECTIONS	DANFOSS NO
D163	NRVH 22s	7/8 Solder	020-1032
D164	NRVH 28s	1-1/8	020-1033
D165	NRVH 35s	1-3/8	020-1034



## EUROBATEX®



**PIPE SECTIONS**  
LENGTH - 2 m



**COILS**



Union Foam S.p.A.  
via dell'Industria 11  
20882 Bellusco (MB) Italy  
tel. +39.039.62089.1  
sales@unionfoam.it  
www.unionfoam.it

**Insulation materials. Our world. For a better world.**

## Hand Wheel Shut Off Valves

Quality forged brass shut off valves from Castel with hand wheel. Available in both flare and solder versions.



CODE	MODEL	CONNECTIONS
D005	HVF2-4	1/4 Flare
D006	HVF2-6	3/8
D007	HVF2-8	1/2
D008	HVF2-10	5/8
D009	HVF2-12	3/4

CODE	MODEL	CONNECTIONS
D015	HVS2-4	1/4 Solder
D016	HVS2-6	3/8
D017	HVS2-8	1/2
D018	HVS2-10	5/8

## Capped Shut Off Valves

Quality capped forged brass shut off valves from Castel. Available in both flare and solder versions.

CODE	MODEL	CONNECTIONS
D030	CVF2-4	1/4 Flare
D031	CVF2-6	3/8
D032	CVF2-8	1/2
D033	CVF2-10	5/8
D034	CVF2-12	3/4



These Castel shut off valves feature plastic caps on the flare versions and brass caps on the solder versions below.

CODE	MODEL	CONNECTIONS
D040	CVS2-4	1/4 Solder
D041	CVS2-6	3/8
D042	CVS2-8	1/2
D043	CVS2-10	5/8
D044	CVS2-12	3/4
D045	ILV-2	7/8
D046	ILV-2	1-1/8
D047	ILV-2	1-3/8
D048	ILV-2	1-5/8
D049	ILV-2	2-1/8



## Danfoss Hand Wheel Shut Off Valves

CODE	MODEL	CONNECTIONS
D463	BML-6	1/4 Flare
D465	BML-10	3/8
D466	BML-12	1/2
D467	BML-15	5/8

CODE	MODEL	CONNECTIONS
D464	BML-06S	1/4 Solder
D470	BML-10S	3/8
D471	BML-12S	1/2
D472	BML-15S	5/8
D473	BML-18S	3/4
D474	BML-22S	7/8



## Danfoss Ball Valves

GBC ball valves are manually operated shut-off valves suitable for applications where bi-directional flow is a requirement. GBC valves are approved for applications in liquid, suction, and hot gas lines in refrigeration and air conditioning systems.

CODE	MODEL	CONNECTIONS
D061	GBC - 6S	1/4 Solder
D062	GBC - 10S	3/8
D063	GBC - 12S	1/2
D064	GBC - 16S	5/8
D065	GBC - 18S	3/4
D066	GBC - 22S	7/8
D067	GBC - 28S	1-1/8
D068	GBC - 35S	1-3/8
D069	GBC - 42S	1-5/8
D070	GBC - 54S	2-1/8
D071	GBC - 67S	2-5/8
D072	GBC - 79S	3-1/8



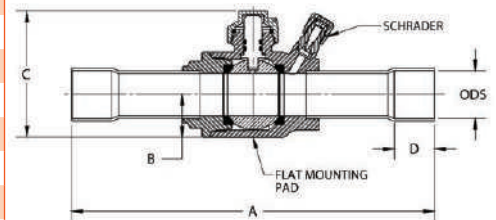
Please note that GBC ball valves with schrader fittings are also available to order.

## Henry Ball Valves

CODE	MODEL	CONNECTIONS
D105	907203	3/8 Solder
D106	907204	1/2
D107	907205	5/8
D108	907306	3/4
D109	907307	7/8
D110	907409	1-1/8
D111	908511	1-3/8
D112	908613	1-5/8
D113	908617	2-1/8



CODE	MODEL	CONNECTIONS
D115	937203 + Schrader	3/8 Solder
D116	937204 + Schrader	1/2
D117	937205 + Schrader	5/8
D118	937306 + Schrader	3/4
D119	937307 + Schrader	7/8
D129	937409 + Schrader	1-1/8
D134	938511 + Schrader	1-3/8
D128	938613 + Schrader	1-5/8
D114	937721 + Schrader	2-5/8



## Henry Check Valves

Henry check valves come in two styles, either conventional ODF sockets or with copper extensions.

### Straight Way

CODE	MODEL	CONNECTIONS
D130	NRV-14	7/8 Solder
D131	NRV-18	1-1/8
D132	NRV-22	1-3/8
D133	NRV-26	1-5/8

### Extended


CODE	MODEL	CONNECTIONS
D135	NRV-14E	7/8 Extended
D136	NRV-18E	1-1/8
D137	NRV-22E	1-3/8
D138	NRV-26E	1-5/8





HENRY GROUP

# Henry Ball Valve Range



[www.henry-group.net](http://www.henry-group.net)

INTELLIGENT MANUFACTURING. INTELLIGENT PRODUCTS.



# HENRY GROUP

## Three-Way Dual Shut-Off Valves and Pressure Relief Valves

In accordance with EN ISO 4126-1 the 5701AX valve reseats within 15% of set pressure following a discharge

Fully adjustable rotalock inlet and outlet connections available

Maximum Working Pressure of 130 barg

Allowable operating temperature -29°C to +150°C

93-Series 3-way Valve with Rotalock connections: Refrigeration Innovation of the Year: Components and Peripherals

High flow capacity



[www.henry-group.net](http://www.henry-group.net)

INTELLIGENT MANUFACTURING. INTELLIGENT PRODUCTS.

## Henry Pressure Relief Valves

CODE	MODEL	INLET	OUTLET
D450(+)	5230A	1/4" MPT Inlet	1/2" Flare
D451(+)	5231A	3/8" MPT	1/2" Flare
D452(+)	5232A	1/2" MPT	3/4" Flare
D453(+)	5231B	1/2" MPT	5/8" Flare

Catalogue numbers indicate size of Pressure Relief Valve only. Please specify pressure setting when ordering. Standard settings are shown in table below. Others settings available, ask for details.

(+) R	14.0 Bar	206 psi
(+) S	16.2 Bar	238 psi
(+) T	24.8 Bar	365 psi
(+) W	20.7 Bar	300 psi
(+) X	24.1 Bar	350 psi
(+) Y	27.6 Bar	400 psi
(+) Z	31.0 Bar	450 psi




## Henry 3 Way Dual Shut Off Valves

The award-winning 93-series offers an optimised flow factor and rotalock-style connection options on the inlet and/or outlet for increased performance and flexibility over the 92-series.

CODE	MODEL	INLET	OUTLET	K <sub>vs</sub> (M <sup>3</sup> /h)
D459	923	3/8" FPT	3/8" FPT	2.80
D460	925	1/2" FPT	1/2" FPT	2.83
D220	933	3/8" FPT	3/8" FPT*	3.68
D221	933M	3/8" MPT ROTALOCK	3/8" FPT*	3.68
D223	935	1/2" FPT	1/2" FPT*	4.82
D224	935M	1/2" MPT ROTALOCK	1/2" FPT*	4.82

\*Available as Rotalock - add 'R' to model number



## Castel Safety Valves

The 3060/45C Pressure Relief Valves are all identical apart from the release pressures. Choose from 14.0, 24.8, 25.9 or 27.5 bar models.

CODE	MODEL	SIZE	TYPE
D477	3060/45C14	1/2 NPT x 5/8 FL	14.0 Bar Angled
D478	3060/45C248	1/2 NPT x 5/8 FL	24.8 Bar Angled
D475	3060/45C259	1/2 NPT x 5/8 FL	25.9 Bar Angled
D476	3060/45C275	1/2 NPT x 5/8 FL	27.5 Bar Angled

Valves series 3060 are safety devices according to the definition given in Article 1, Point 2.1.3, 2nd dash of 97/23/ EC Directive and are the subject of Article 3, Point 1.4 of aforesaid Directive.



## Vibration Eliminators

Vibration eliminators are designed to reduce compressor vibration, and can be fitted in both the suction and discharge lines.

CODE	MODEL	SIZE
D201	VAF-3	3/8
D202	VAF-4	1/2
D203	VAF-5	5/8
D204	VAF-6	3/4
D205	VAF-8	7/8
D206	VAF-9	1-1/8
D207	VAF-10	1-3/8
D208	VAF-11	1-5/8
D209	VAF-82	2-1/8
D210	VAF-83	2-5/8
D211	VAF-84	3-1/8
D212	VAF-85	3-5/8
D213	VAF-86	4-1/8



## Liquid Receivers



### Vertical Liquid Receivers

A range of vertical liquid receivers from GVN, excluding rotolock valves.

CODE	MODEL	VOLUME LITRES	INLET SOLDER CONN.	OUTLET R/LOCK CONN.	NPT CONN.	SIGHT GLASS
D500	VLR.A.33b.02.B1.A2	2	1/4	1"	No	No
D501	VLR.A.33b.04.B2.A2	4	3/8	1"	No	No
D502	VLR.A.33b.06.B3.A2	6	1/2	1"	No	No
D503	VLR.A.33b.09.B3.A2	9	1/2	1"	No	No
D504	VLR.A.33b.10.B4.A2	10	5/8	1"	No	No
D505	VLR.A.33b.12.B4.A2.F4	12	5/8	1"	No	No
D506	V7A.33b.25.B6.A3.F4.H20	25	7/8	1-1/4"	1/2"	No

### Horizontal Liquid Receivers

A range of horizontal liquid receivers from GVN, excluding rotolock valves.

CODE	MODEL	VOLUME LITRES	INLET R/LOCK CONN.	OUTLET R/LOCK CONN.	NPT CONN.	SIGHT GLASS
D535	HC7.33b.40.A3.A3.F4.H1	40	1-1/4"	1-1/4"	1/2"	Yes
D536	H8BC.33b.60.A4.A4.F4.H2	60	1-3/4"	1-3/4"	1/2"	Yes
D537	H8BC.33b.80.A4.A4.F4.H2	80	1-3/4"	1-3/4"	1/2"	Yes
D538	H8BC.33b.107.A4.A4.F4.H2	107	1-3/4"	1-3/4"	1/2"	Yes



### Rotolock Valves

A range of rotolock valves to suit both horizontal and vertical GVN liquid receivers listed above. These are industry standard rotolock valves so suitable as service replacement valve.

CODE	MODEL	ROTOLOCK CONNECTION	SOLDER CONNECTION	TO SUIT GVN RECEIVER MODEL
D512	RV-1/4	1"	1/4	VLR.A.33b.02.B1.C1
D513	RV-3/8	1"	3/8	VLR.A.33b.04.B2.C2
D514	RV-1/2	1"	1/2	VLR.A.33b.06.B3.C3 VLR.A.33b.09.B3.C3
D515	RV-5/8	1"	5/8	VLR.A.33b.10.B4.C4 VLR.A.33b.12.B4.C4.F4
D516	RV-5/8	1-1/4"	5/8	V7A.33b.25.B6.C6.F4.H20 HC7.33b.40.A3.A3.F4.H1
D517	RV-7/8	1-1/4"	7/8	V7A.33b.25.B6.C6.F4.H20 HC7.33b.40.A3.A3.F4.H1
D518	RV-1-1/8	1-3/4"	1-1/8	H8BC.33b.60.A4.A4.F4.H2 H8BC.33b.80.A4.A4.F4.H2 H8BC.33b.107.A4.A4.F4.H2
D520	RV-1-3/8	1-3/4"	1-3/8	H8BC.33b.60.A4.A4.F4.H2 H8BC.33b.80.A4.A4.F4.H2 H8BC.33b.107.A4.A4.F4.H2
D511	RV-1-5/8	1-3/4"	1-5/8	H8BC.33b.60.A4.A4.F4.H2 H8BC.33b.80.A4.A4.F4.H2 H8BC.33b.107.A4.A4.F4.H2



## AC & R Vertical Suction Accumulators

Compressors are designed to compress vapour not liquid. The purpose of the accumulator is to hold excess liquid and return it to the compressor as a vapour that is safe for the compressor to handle.



CODE	MODEL	CONNECTIONS	SIZE MM
D600	S-7044	1/2	264 H x 102 Ø
D601	S-7045	5/8	264 H x 102 Ø
D602	S-7046	3/4	264 H x 102 Ø
D603	S-7057CE	7/8	330 H x 127 Ø
D604	S-7061CE	1-1/8	381 H x 152 Ø
D605	S-7063CE	1-3/8	630 H x 152 Ø
D606	S-7065CE	1-5/8	630 H x 152 Ø
D607	S-7721CE	2-1/8	588 H x 219 Ø
D608	S-7725CE	2-5/8	578 H x 273 Ø



## Helical Oil Separators

The AC & R Helical Oil Separator features a centrifugal flow path achieving approximately 99 percent efficiency of oil separation with a low pressure drop.

Oil separators should be selected on capacity not connection size. Oil Return = 3/8" flare.



CODE	MODEL	CONNECTIONS
D380	S-5180	1/4
D381	S-5181	3/8
D382	S-5182	1/2
D383	S-5185	5/8
D384	S-5187	7/8
D385	S-5188	1-1/8
D386	S-5190	1-3/8
D387	S-5192	1-5/8



## Oil Separator Heater

CODE	MODEL	
D388	S-9111	220 Volt 44" Dia.

### Oil Separator Capacities

MODEL	R134A		R22		R404A	
	-40°C	+5°C	-40°C	+5°C	-40°C	+5°C
S-5180	1.76	2.64	2.64	3.52	2.64	3.52
S-5181	2.64	3.52	3.52	5.27	3.52	5.27
S-5182	3.52	5.27	5.27	7.03	5.27	7.03
S-5185	10.55	14.06	15.82	19.34	14.06	19.34
S-5187	15.82	19.34	24.61	28.13	22.85	29.89
S-5188	21.09	26.37	31.64	36.92	29.88	38.67
S-5190	28.13	35.16	45.71	49.22	42.19	52.74
S-5192	38.68	45.71	56.25	63.29	52.74	66.80

The above capacities are given in kilowatts at the indicated temperature.



## Flexible Hoses

Cut to length flexible refrigerant hose, perfect for transport refrigeration and mobile air conditioning, also perfect for integral cabinets with pull out condensing units.

Synthetic rubber inner tube covered with a nylon layer and reinforced with two polyester spirals.

Maximum working pressure 350 p.s.i.  
Minimum bursting pressure 1750 p.s.i.  
Suitable for HFC, CFC and HCFC.

# Burgaflex

### Hose per metre

CODE	MODEL	SIZE INCH
D260	3056-04	1/4
D261	3055-06	3/8
D262	3055-08	1/2
D263	3055-10	5/8




### Straight Union - Female Flare

CODE	MODEL	SIZE INCH
D265	5704-04-04	1/4
D267	5706-06-06	3/8
D269	5704-08-08	1/2
D271	5704-10-10	5/8



### 90° Degree Elbow - Female Flare

CODE	MODEL	SIZE INCH
D273	5709-04-04	1/4
D274	5710-06-06	3/8
D275	5709-08-08	1/2
D276	5709-10-10	5/8



\*End fittings can be fitted using ordinary hand tools.

# Burgaflex