



AIR CONDITIONING AND INSTALLATION MATERIALS

PRODUCT GUIDE

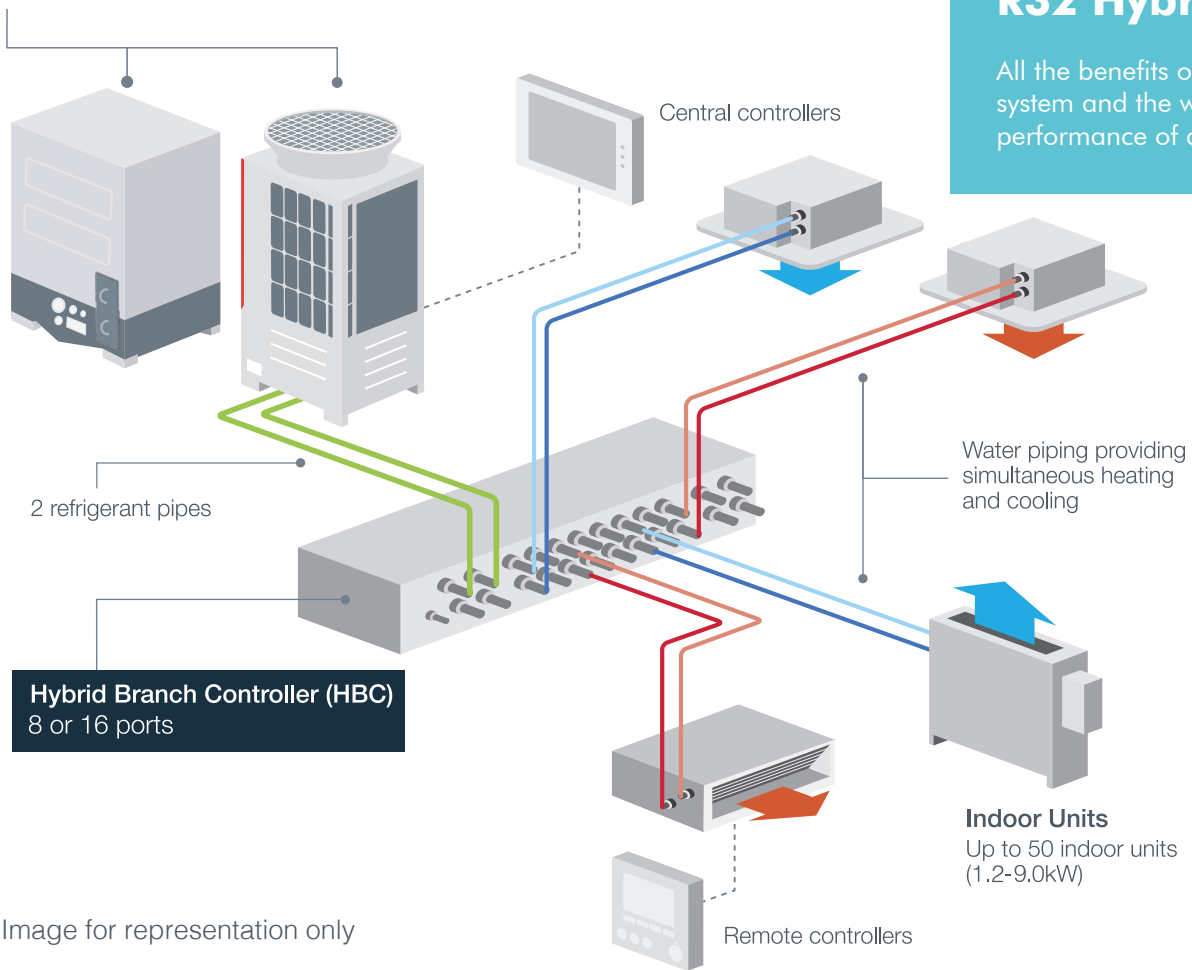
Issue 2 - FSW Ireland



R32 Hybrid VRF

All the benefits of a VRF system and the water-based performance of a chiller

VRF heat recovery outdoor unit
YLM air or water sourced (22-56kW)



Central controllers

2 refrigerant pipes

Hybrid Branch Controller (HBC)
8 or 16 ports

Water piping providing simultaneous heating and cooling

Indoor Units
Up to 50 indoor units
(1.2-9.0kW)

Remote controllers

Image for representation only

CONTENTS

Wall Mounted	Mitsubishi Electric	4 - 7
Cassette	Mitsubishi Electric	8 - 9
Ceiling	Mitsubishi Electric	10 - 11
Ducted	Mitsubishi Electric	12 - 13
Floor	Mitsubishi Electric	15
Multi Split & Mini VRF	Mitsubishi Electric	16 - 17
Twin / Triple / Quad Splits	Mitsubishi Electric	19 - 20
Ventilation	Mitsubishi Electric	21
Controller & Connection Options		23

Install Materials	Pre-insulated Copper	24
	Copper Tube	26
	Insulation	
	Tube Clamps	27
	Overflow Pipe	
	Overflow Adaptors	
	Braided Hose	28
	Cable Ties	
	Brackets	
	Cantilever Arms	29
	Mounting Blocks	
	Drip Trays	
	Slotted Channel	
	Cable Tray	
	Spring Nuts	30
	Nuts/Washer	
	Threaded Rod	
	Refrigerants	34
	OFN	
	Trunking	35
Isolators		
Cable		
Condensate Pumps	37	
Tools	Manifolds	40
	Oxygen, Maxy Gas	41
	Tube Cutters	
	Flare Kits	
	Scales	
	Recovery Units	
	Vacuum Pumps	



R32 Wall Mounted - M Series Standard Inverter - Wi-Fi

Model	Cool / Heat kW	SEER / SCOP	Pipes Liq / Suc	Pre- Charged	Max Run	Max Height	Extra Ref g/m	Fuse	Power To	Interconn
MSZ-AP20VGK	2.00 / 2.20	A+++ / A++	1/4" 3/8"	7m	20m	12m	20g	10A	Outdoor-1ph	
MSZ-AP25VGK-E1	2.50 / 3.20	A+++ / A++	1/4" 3/8"	7m	20m	12m	20g	10A	Outdoor-1ph	
MSZ-AP35VGK-E1	3.50 / 4.00	A+++ / A++	1/4" 3/8"	7m	20m	12m	20g	10A	Outdoor-1ph	4 core
MSZ-AP50VGK-E1	5.00 / 5.80	A++ / A+	1/4" 3/8"	7m	20m	12m	20g	16A	Outdoor-1ph	4 core
MSZ-AP60VGK	6.00 / 6.80	A++ / A++	1/4" 1/2"	10m	30m	15m	20g	20A	Outdoor-1ph	4 core
MSZ-AP71VGK	7.10 / 8.10	A++ / A++	1/4" 1/2"	10m	30m	15m	55g	20A	Outdoor-1ph	4 core

For Controller and Connection options, please see page 23 for more details.



R32 Wall Mounted - M Series Classic Inverter Cost Effective

Model	Cool / Heat kW	SEER / SCOP	Pipes Liq / Suc	Pre-Charged	Max Run	Max Height	Extra Ref g/m	Fuse	Power To	Interconn
MSZ-HR25VF	2.50 / 3.15	A++ / A+	1/4" 3/8"	7m	20m	12m	20g	10A	Outdoor-1ph	4 core
MSZ-HR35VF	3.40 / 3.60	A++ / A+	1/4" 3/8"	7m	20m	12m	20g	10A	Outdoor-1ph	4 core
MSZ-HR50VF	5.00 / 5.40	A++ / A+	1/4" 3/8"	7m	20m	12m	20g	16A	Outdoor-1ph	4 core
MSZ-HR60VF	6.10 / 6.80	A++ / A+	1/4" 1/2"	7m	20m	12m	20g	16A	Outdoor-1ph	4 core
MSZ-HR70VF	7.10 / 8.10	A++ / A+	1/4" 1/2"	7m	20m	12m	20g	16A	Outdoor-1ph	4 core

For Controller and Connection options, please see page 23 for more details.



R32 Wall Mounted - Mr Slim Standard Inverter, High Quality, Cost Effective

Model	Cool / Heat kW	SEER / SCOP	Pipes Liq / Suc	Pre-Charged	Max Run	Max Height	Extra Ref g/m	Fuse	Power To	Interconn
PKA-M100KA	9.40 / 11.2	A+ / A+	3/8" 5/8"	30m	55m	30m	40g	32A	Outdoor-1ph	4 core
PKA-M100KA	9.40 / 11.2	A+ / A+	3/8" 5/8"	30m	55m	30m	40g	16A	Outdoor-3ph	4 core

For Controller and Connection options, please see page 23 for more details.



R32 Wall Mounted - Mr Slim Power Inverter, Top of the range, Energy Efficient

Model	Cool / Heat kW	SEER / SCOP	Pipes Liq / Suc	Pre-Charged	Max Run	Max Height	Extra Ref g/m	Fuse	Power To	Interconn
PKA-M35HA	3.60 / 4.10	A++ / A+	1/4" 1/2"	30m	50m	30m	15g	16A	Outdoor-1ph	4 core
PKA-M50HA	4.60 / 5.00	A++ / A+	1/4" 1/2"	30m	50m	30m	15g	16A	Outdoor-1ph	4 core
PKA-M60KA	6.10 / 7.00	A++ / A+	3/8" 5/8"	30m	55m	30m	40g	25A	Outdoor-1ph	4 core
PKA-M71KA	7.10 / 8.00	A++ / A+	3/8" 5/8"	30m	55m	30m	40g	25A	Outdoor-1ph	4 core
PKA-M100KA	9.50 / 11.2	A++ / A+	3/8" 5/8"	30m	100m	30m	40g	32A	Outdoor-1ph	4 core
PKA-M100KA	9.50 / 11.2	A++ / A+	3/8" 5/8"	30m	100m	30m	40g	16A	Outdoor-3ph	4 core

For Controller and Connection options, please see page 23 for more details.

R32 Wall Mounted - Zen Series Inverter, Stylish



Model	Cool / Heat kW	SEER / SCOP	Pipes Liq / Suc	Pre-Charged	Max Run	Max Height	Extra Ref g/m	Fuse	Power To	Interconn
MSZ-EF25VGK- B	2.50 / 3.20	A+++ / A++	1/4" 3/8"	7m	20m	12m	30g	10A	Outdoor-1ph	4 core
MSZ-EF35VGK- B	3.50 / 4.00	A+++ / A++	1/4" 3/8"	7m	20m	12m	30g	10A	Outdoor-1ph	4 core
MSZ-EF50VGK- B	5.00 / 5.80	A++ / A+	1/4" 3/8"	7m	30m	15m	20g	16A	Outdoor-1ph	4 core
MSZ-EF25VGK S	2.50 / 3.20	A+++ / A++	1/4" 3/8"	7m	20m	12m	30g	10A	Outdoor-1ph	4 core
MSZ-EF35VGK- S	3.50 / 4.00	A+++ / A++	1/4" 3/8"	7m	20m	12m	30g	10A	Outdoor-1ph	4 core
MSZ-EF50VGK- S	5.00 / 5.80	A++ / A+	1/4" 3/8"	7m	30m	15m	20g	16A	Outdoor-1ph	4 core
MSZ-EF25VGK- W	2.50 / 3.20	A+++ / A++	1/4" 3/8"	7m	20m	12m	30g	10A	Outdoor-1ph	4 core
MSZ-EF35VGK- W	3.50 / 4.00	A+++ / A++	1/4" 3/8"	7m	20m	12m	30g	10A	Outdoor-1ph	4 core

For Controller and Connection options, please see page 23 for more details.

R32 Wall Mounted - LN Series Inverter, Stylish units - R32



Model	Cool / Heat kW	SEER / SCOP	Pipes Liq / Suc	Pre-Charged	Max Run	Max Height	Extra Ref g/m	Fuse	Power To	Interconn
MSZ-LN25VG- V NAT	2.50 / 3.20	A+++ / A+++	1/4" 3/8"	7m	20m	12m	20g	10A	Outdoor-1ph	4 core
MSZ-LN35VG- V NAT	3.50 / 4.00	A+++ / A+++	1/4" 3/8"	7m	20m	12m	20g	10A	Outdoor-1ph	4 core
MSZ-LN50VG- V NAT	5.00 / 6.00	A+++ / A++	1/4" 3/8"	7m	20m	12m	20g	16A	Outdoor-1ph	4 core
MSZ-LN60VG- V NAT	6.10 / 6.80	A++ / A++	1/4" 1/2"	7m	30m	15m	20g	16A	Outdoor-1ph	4 core
MSZ-LN25VG- RUBY	2.50 / 3.20	A+++ / A+++	1/4" 3/8"	7m	20m	12m	20g	10A	Outdoor-1ph	4 core
MSZ-LN35VG- RUBY	3.50 / 4.00	A+++ / A+++	1/4" 3/8"	7m	20m	12m	20g	10A	Outdoor-1ph	4 core
MSZ-LN50VG- RUBY	5.00 / 6.00	A+++ / A++	1/4" 3/8"	7m	20m	12m	20g	16A	Outdoor-1ph	4 core
MSZ-LN60VG- RUBY	6.10 / 6.80	A++ / A++	1/4" 1/2"	7m	30m	15m	20g	16A	Outdoor-1ph	4 core
MSZ-LN25VG- WHITE	2.50 / 3.20	A+++ / A+++	1/4" 3/8"	7m	20m	12m	20g	10A	Outdoor-1ph	4 core
MSZ-LN35VG- WHITE	3.50 / 4.00	A+++ / A+++	1/4" 3/8"	7m	20m	12m	20g	10A	Outdoor-1ph	4 core
MSZ-LN50VG- WHITE	5.00 / 6.00	A+++ / A++	1/4" 3/8"	7m	20m	12m	20g	16A	Outdoor-1ph	4 core
MSZ-LN60VG- WHITE	6.10 / 6.80	A++ / A++	1/4" 1/2"	7m	30m	15m	20g	16A	Outdoor-1ph	4 core
MSZ-LN25VG- BLACK	2.50 / 3.20	A+++ / A+++	1/4" 3/8"	7m	20m	12m	20g	10A	Outdoor-1ph	4 core
MSZ-LN35VG- BLACK	3.50 / 4.00	A+++ / A+++	1/4" 3/8"	7m	20m	12m	20g	10A	Outdoor-1ph	4 core
MSZ-LN50VG- BLACK	5.00 / 6.00	A+++ / A++	1/4" 3/8"	7m	20m	12m	20g	16A	Outdoor-1ph	4 core
MSZ-LN60VG- BLACK	6.10 / 6.80	A++ / A++	1/4" 1/2"	7m	30m	15m	20g	16A	Outdoor-1ph	4 core

For Controller and Connection options, please see page 23 for more details.





R32 Compact Cassette - Mr Slim 600mm x 600mm

Model	Cool / Heat kW	SEER / SCOP	Pipes Liq / Suc	Pre-Charged	Max Run	Max Height	Extra Ref g/m	Fuse	Power To	Inter-conn
SLZ-M25FA	2.50 / 3.20	A++ / A+	1/4" 3/8"	7m	20m	12m	15g	10A	Outdoor-1ph	4 core
SLZ-M35FA	3.50 / 4.00	A++ / A+	1/4" 3/8"	7m	20m	12m	15g	10A	Outdoor-1ph	4 core
SLZ-M50FA	4.60 / 5.00	A++ / A+	1/4" 1/2"	7m	30m	30m	15g	20A	Outdoor-1ph	4 core
SLZ-M60FA	5.70 / 6.40	A++ / A+	1/4" 5/8"	7m	30m	30m	40g	20A	Outdoor-1ph	4 core

For Controller and Connection options, please see page 23 for more details.



R32 Cassette - Mr Slim Standard Inverter, High Quality, Cost Effective - 900mm x 900mm

Model	Cool / Heat kW	SEER / SCOP	Pipes Liq / Suc	Pre-Charged	Max Run	Max Height	Extra Ref g/m	Fuse	Power To	Inter-conn
-------	----------------	-------------	-----------------	-------------	---------	------------	---------------	------	----------	------------

1PH Systems

PLA-M35EA	3.60 / 4.10	A++ / A++	1/4" 3/8"	7m	20m	12m	15g	10A	Outdoor -1ph	4 core
PLA-M50EA	5.50 / 5.80	A+ / A++	1/4" 1/2"	7m	30m	30m	15g	20A	Outdoor -1ph	4 core
PLA-M60EA	5.70 / 6.90	A+ / A++	1/4" 5/8"	7m	30m	30m	40g	20A	Outdoor -1ph	4 core
PLA-M71EA	7.10 / 8.00	A+ / A++	3/8" 5/8"	7m	30m	30m	40g	20A	Outdoor -1ph	4 core
PLA-M100EA	9.40 / 11.20	A++ / A++	3/8" 5/8"	20m	55m	30m	40g	32A	Outdoor -1ph	4 core
PLA-M125EA	12.30 / 14.00	A+ / A+	3/8" 5/8"	30m	65m	30m	40g	32A	Outdoor -1ph	4 core
PLA-M140EA	13.60 / 16.00	A+ / A+	3/8" 5/8"	30m	65m	30m	40g	40A	Outdoor -1ph	4 core

3PH Systems

PLA-M100EA	9.40 / 11.20	A++ / A++	3/8" 5/8"	20m	55m	30m	40g	16A	Outdoor -3ph	4 core
PLA-M125EA	12.30 / 14.00	-	3/8" 5/8"	30m	65m	30m	40g	16A	Outdoor -3ph	4 core
PLA-M140EA	13.60 / 16.00	-	3/8" 5/8"	30m	65m	30m	40g	16A	Outdoor -3ph	4 core

For Controller and Connection options, please see page 23 for more details.



Cassette - Mr Slim Inverter, Cost Effective - 900mm x 900mm



Model	Cool / Heat kW	SEER / SCOP	Pipes Liq / Suc	Pre-Charged	Max Run	Max Height	Extra Ref g/m	Fuse	Power To	Interconn
-------	----------------	-------------	-----------------	-------------	---------	------------	---------------	------	----------	-----------

1PH Systems

PLA-SM71EA	7.10 / 8.00	A+ / A	3/8" 5/8"	7m	30m	30m	40g	20A	Outdoor -1ph	4 core
PLA-SM100EA	9.50 / 11.20	A+ / A+	3/8" 5/8"	30m	30m	30m	40g	32A	Outdoor -1ph	4 core
PLA-SM125EA	12.10 / 13.50	A / A	3/8" 5/8"	30m	40m	30m	40g	32A	Outdoor -1ph	4 core
PLA-SM140EA	13.40 / 15.00	A / A	3/8" 5/8"	30m	40m	30m	40g	40A	Outdoor -1ph	4 core

3PH Systems

PLA-SM100EA	9.50 / 11.20	A+ / A+	3/8" 5/8"	30m	30m	30m	40g	16A	Outdoor -3ph	4 core
PLA-SM125EA	12.10 / 13.50	A / A	3/8" 5/8"	30m	40m	30m	40g	16A	Outdoor -3ph	4 core
PLA-SM140EA	13.40 / 15.00	A / A	3/8" 5/8"	30m	40m	30m	40g	16A	Outdoor -3ph	4 core



Cassette - Mr Slim Power Inverter - Top of the range, Energy Efficient - 900mm x 900mm

Model	Cool / Heat kW	SEER / SCOP	Pipes Liq / Suc	Pre-Charged	Max Run	Max Height	Extra Ref g/m	Fuse	Power To	Interconn
-------	----------------	-------------	-----------------	-------------	---------	------------	---------------	------	----------	-----------

1PH Systems

PLA-ZM35EA	3.60 / 4.10	A++ / A++	1/4" 1/2"	30m	50m	30m	15g	16A	Outdoor -1ph	4 core
PLA-ZM50EA	5.00 / 6.00	A++ / A++	1/4" 1/2"	30m	50m	30m	15g	16A	Outdoor -1ph	4 core
PLA-ZM60EA	6.10 / 7.00	A++ / A++	3/8" 5/8"	30m	55m	30m	40g	25A	Outdoor -1ph	4 core
PLA-ZM71EA	7.10 / 8.00	A++ / A++	3/8" 5/8"	30m	55m	30m	40g	25A	Outdoor -1ph	4 core
PLA-ZM100EA	9.50 / 11.20	A++ / A++	3/8" 5/8"	30m	100m	30m	40g	32A	Outdoor -1ph	4 core
PLA-ZM125EA	12.50 / 14.00	-	3/8" 5/8"	30m	100m	30m	40g	32A	Outdoor -1ph	4 core
PLA-ZM140EA	13.40 / 16.00	-	3/8" 5/8"	30m	100m	30m	40g	40A	Outdoor -1ph	4 core

3PH Systems

PLA-ZM100EA	9.40 / 11.20	A++ / A++	3/8" 5/8"	30m	100m	30m	40g	16A	Outdoor -3ph	4 core
PLA-ZM125EA	12.50 / 14.00	-	3/8" 5/8"	30m	100m	30m	40g	16A	Outdoor -3ph	4 core
PLA-ZM140EA	13.40 / 16.00	-	3/8" 5/8"	30m	100m	30m	40g	16A	Outdoor -3ph	4 core

For Controller and Connection options, please see page 23 for more details.

R32 Ceiling - Mr Slim Standard Inverter, High Quality, Cost Effective



Model	Cool / Heat kW	SEER / SCOP	Pipes Liq / Suc	Pre-Charged	Max Run	Max Height	Extra Ref g/m	Fuse	Power To	Interconn
PCA-M50KA	5.00 / 5.50	A+ / A+	1/4" 1/2"	30m	30m	30m	15g	16A	Outdoor -1ph	4 core
PCA-M60KA	6.00 / 7.00	A+ / A+	1/4" 5/8"	30m	30m	30m	40g	25A	Outdoor -1ph	4 core
PCA-M71KA	7.10 / 8.00	A+ / A+	3/8" 5/8"	30m	30m	30m	40g	25A	Outdoor -1ph	4 core
PCA-M100KA	9.50 / 11.20	A+ / A+	3/8" 5/8"	30m	55m	30m	40g	32A	Outdoor -1ph	4 core
PCA-M125KA	12.50 / 14.00	A+ / A	3/8" 5/8"	30m	65m	30m	40g	32A	Outdoor -1ph	4 core
PCA-M140KA	13.40 / 16.00	A+ / A	3/8" 5/8"	30m	65m	30m	40g	40A	Outdoor -1ph	4 core
PCA-M100KA	9.50 / 11.20	A+ / A+	3/8" 5/8"	30m	55m	30m	40g	16A	Outdoor -3ph	4 core
PCA-M125KA	12.50 / 14.00	A+ / A	3/8" 5/8"	30m	65m	30m	40g	16A	Outdoor -3ph	4 core
PCA-M140KA	13.40 / 16.00	A+ / A	3/8" 5/8"	30m	65m	30m	40g	16A	Outdoor -3ph	4 core

For Controller and Connection options, please see page 23 for more details.

R32 Ceiling - Mr Slim Power Inverter, Top of the range, Energy Efficient



Model	Cool / Heat kW	SEER / SCOP	Pipes Liq / Suc	Pre-Charged	Max Run	Max Height	Extra Ref g/m	Fuse	Power To	Interconn
PCA-M50KA	5.00 / 5.50	A++ / A+	1/4" 1/2"	30m	50m	30m	15g	16A	Outdoor -1ph	4 core
PCA-M60KA	6.00 / 7.00	A++ / A+	3/8" 5/8"	30m	55m	30m	40g	25A	Outdoor -1ph	4 core
PCA-M71KA	7.10 / 8.00	A++ / A+	3/8" 5/8"	30m	55m	30m	40g	25A	Outdoor -1ph	4 core
PCA-M100KA	9.50 / 11.20	A++ / A+	3/8" 5/8"	30m	100m	30m	40g	32A	Outdoor -1ph	4 core
PCA-M125KA	12.50 / 14.00	A++ / A+	3/8" 5/8"	30m	100m	30m	40g	32A	Outdoor -1ph	4 core
PCA-M140KA	13.40 / 16.00	A++ / A+	3/8" 5/8"	30m	100m	30m	40g	40A	Outdoor -1ph	4 core
PCA-M100KA	9.50 / 11.20	A++ / A+	3/8" 5/8"	30m	100m	30m	40g	16A	Outdoor -3ph	4 core
PCA-M125KA	12.50 / 14.00	A++ / A+	3/8" 5/8"	30m	100m	30m	40g	16A	Outdoor -3ph	4 core
PCA-M140KA	13.40 / 16.00	A++ / A+	3/8" 5/8"	30m	100m	30m	40g	16A	Outdoor -3ph	4 core

For Controller and Connection options, please see page 23 for more details.



R32 Stainless Steel Kitchen Unit

Model	Cool / Heat kW	SEER / SCOP	Pipes Liq / Suc	Pre- Charged	Max Run	Max Height	Extra Ref g/m	Fuse	Power To	Inter- conn
PCA-M71HA	7.10 / 8.00	A+ / A	3/8" 5/8"	30m	55m	30m	32g	25A	Outdoor -1ph	4 core



Duct - Mr Slim Standard Inverter, High Quality, Cost Effective



Model	Cool / Heat kW	SEER / SCOP	Pipe Liq / Suc	Pre-Charged	Max Run	Max Height	Extra Ref g/m	Fuse	Power To	Inter-conn
1PH Systems										
PEAD-M35JA	3.60 / 3.60	A+ / A	1/4" 3/8"	7m	20m	12m	15g	16A	Outdoor -1ph	4 core
PEAD-M50JA	5.00 / 6.00	A++/ A+	1/4" 1/2"	7m	30m	30m	15g	20A	Outdoor -1ph	4 core
PEAD-M60JA	6.10 / 7.00	A+ / A+	1/4" 5/8"	7m	30m	30m	40g	20A	Outdoor -1ph	4 core
PEAD-M71JA	7.10 / 8.00	A++ / A	3/8" 5/8"	7m	30m	30m	40g	20A	Outdoor -1ph	4 core
PEAD-M100JA01	9.50 / 11.20	A+ / A	3/8" 5/8"	20m	55m	30m	40g	32A	Outdoor -1ph	4 core
PEAD-M125JA	12.10 / 13.50	A / B	3/8" 5/8"	30m	65m	30m	40g	32A	Outdoor -1ph	4 core
PEAD-M140JA	13.60 / 16.00	A / B	3/8" 5/8"	30m	65m	30m	40g	40A	Outdoor -1ph	4 core
3PH Systems										
PEAD-M100JA	9.50 / 11.20	A+ / A+	3/8" 5/8"	20m	55m	30m	40g	16A	Outdoor -3ph	4 core
PEAD-M125JA	12.10 / 13.50	A+ / A	3/8" 5/8"	30m	65m	30m	40g	16A	Outdoor -3ph	4 core
PEAD-M140JA	13.40 / 15.00	A+ / A	3/8" 5/8"	30m	65m	30m	40g	16A	Outdoor -3ph	4 core

For Controller and Connection options, please see page 23 for more details.

R32 Duct - Mr Slim Inverter

Model	Cool / Heat kW	SEER / SCOP	Pipes Liq / Suc	Pre-Charged	Max Run	Max Height	Extra Ref g/m	Fuse	Power To	Inter-conn
SEZ-M25DA	2.50 / 2.90	A / A	1/4" 3/8"	7m	20m	12m	15g	10A	Outdoor -1ph	4 core
SEZ-M35DA	3.50 / 4.20	A+ / A+	1/4" 3/8"	7m	20m	12m	15g	10A	Outdoor -1ph	4 core
SEZ-M50DA	5.10 / 6.00	A+ / A+	1/4" 1/2"	7m	30m	30m	40g	20A	Outdoor -1ph	4 core
SEZ-M60DA	6.10 / 7.40	A / A+	1/4" 5/8"	7m	30m	30m	40g	20A	Outdoor -1ph	4 core
SEZ-M71DA	7.10 / 8.10	A / A	3/8" 5/8"	7m	30m	30m	40g	20A	Outdoor -1ph	4 core

All unit dimensions Height 200mm, Depth 700mm. PAC-SA89TA (3 Wire Adaptor) for Remote On/Off Volt Free Contact. PAC-SA8HA (5 Wire Adaptor) for Fault and Run output 12VDC For Controller and Connection options, please see page 23 for more details.



R32 Duct - Mr Slim Power Inverter, Top of the range, Energy Efficient

Model	Cool / Heat kW	SEER / SCOP	Pipes Liq / Suc	Pre-Charged	Max Run	Max Height	Extra Ref g/m	Fuse	Power To	Inter-conn
PEAD-M35JA	3.60 / 4.10	A+ / A	1/4" 1/2"	30m	50m	30m	15g	16A	Outdoor -1ph	4 core
PEAD-M50JA	5.00 / 6.00	A++ / A+	1/4" 1/2"	30m	50m	30m	15g	16A	Outdoor -1ph	4 core
PEAD-M60JA	6.10 / 7.00	A++ / A+	3/8" 5/8"	30m	55m	30m	40g	25A	Outdoor -1ph	4 core
PEAD-M71JA	7.10 / 8.00	A+ / A	3/8" 5/8"	30m	55m	30m	40g	25A	Outdoor -1ph	4 core
PEAD-M100JA	9.50 / 11.20	A++ / A+	3/8" 5/8"	30m	100m	30m	40g	32A	Outdoor -1ph	4 core
PEAD-M125JA	12.50 / 14.00	A+ / A	3/8" 5/8"	30m	100m	30m	40g	32A	Outdoor -1ph	4 core
PEAD-M140JA	13.40 / 16.00	A+ / A+	3/8" 5/8"	30m	100m	30m	40g	40A	Outdoor -1ph	4 core

3PH Systems

PEAD-M100JA	10.00 / 11.20	A++ / A+	3/8" 5/8"	30m	100m	30m	40g	16A	Outdoor -3ph	4 core
PEAD-M125JA	12.50 / 14.00	A+ / A	3/8" 5/8"	30m	100m	30m	40g	16A	Outdoor -3ph	4 core
PEAD-M140JA	13.40 / 16.00	A+ / A+	3/8" 5/8"	30m	100m	30m	40g	16A	Outdoor -3ph	4 core

All unit dimensions Height 250mm, Depth 732mm. PAC-SA89TA (3 Wire Adaptor) for Remote On/Off Volt Free Contact. PAC-SA8HA (5 Wire Adaptor) for Fault and Run output 12VDC For Controller and Connection options, please see page 23 for more details.





about Ireland's first **R32** VRF system

Available in both heat recovery and heat pump variants, the new R32 YNW system offers the complete design flexibility, high-efficiency and low noise that is only available from the City Multi range.

The ongoing implications of the F-Gas phase down means that businesses are under pressure to reduce their global warming impact as never before. The addition of this R32 VRF solution delivers Ireland's only complete range of R32 air conditioning so that one single refrigerant can now be used across a complete building or an entire estate.



R32 has a global warming potential (GWP) of 675, compared with R410A, which has a GWP of 2,088.

COOLING | HEATING | VENTILATION | CONTROLS



Floor - Mr Slim Power Inverter



Model	Cool / Heat kW	SEER / SCOP	Pipes Liq / Suc	Pre-Charged	Max Run	Max Height	Extra Ref g/m	Fuse	Power To	Interconn
-------	----------------	-------------	-----------------	-------------	---------	------------	---------------	------	----------	-----------

1PH Systems

PSA-RP71KA	7.10 / 7.60	A++ / A+	3/8" 5/8"	30m	50m	30m	60g	25A	Outdoor -1ph	4 core
PSA-RP100KA	9.50 / 11.20	A+ / A+	3/8" 5/8"	30m	75m	30m	60g	32A	Outdoor -1ph	4 core
PSA-RP125KA	12.50 / 14.00	N/A	3/8" 5/8"	30m	75m	30m	60g	32A	Outdoor -1ph	4 core
PSA-RP140KA	13.40 / 16.00	N/A	3/8" 5/8"	30m	75m	30m	60g	32A	Outdoor -1ph	4 core

3PH Systems

PSA-RP100KA	9.50 / 11.20	A / A+	3/8" 5/8"	30m	75m	30m	60g	16A	Outdoor -3ph	4 core
PSA-RP125KA	12.50 / 14.00	N/A	3/8" 5/8"	30m	75m	30m	60g	16A	Outdoor -3ph	4 core
PSA-RP140KA	13.40 / 16.00	N/A	3/8" 5/8"	30m	75m	30m	60g	32A	Outdoor -3ph	4 core

For Controller and Connection options, please see page 23 for more details.

R32 Floor Mounted - M Series Inverter



Model	Cool / Heat kW	SEER / SCOP	Pipes Liq / Suc	Pre-Charged	Max Run	Max Height	Extra Ref g/m	Fuse	Power To	Interconn
MFZ-KT25VG	2.50 / 3.40	A++ / A+	1/4" 3/8"	7m	20m	12m	p20-21	10A	Outdoor-1ph	4 core
MFZ-KT35VG	3.50 / 4.30	A++ / A+	1/4" 3/8"	7m	20m	12m	p20-21	10A	Outdoor-1ph	4 core
MFZ-KT50VG	5.00 / 6.00	A++ / A+	1/4" 1/2"	7m	30m	30m	p20-21	20A	Outdoor-1ph	4 core

Wired Controller Option

Wired Controller PAR-41MAA and Contact Terminal MAC-497IF

For Controller and Connection options, please see page 23 for more details.

Outdoor	Duty kW
R32	
MXZ-2F42VF	4.20 / 4.50
MXZ-3F54VF	5.40 / 7.00
MXZ-3F68VF	6.80 / 8.60
MXZ-4F72VF	7.20 / 8.60
MXZ-4F83VF	8.30 / 9.30
MXZ-5F102VF	10.2 / 10.5
MXZ-5F122VF	12.2 / 14.00

R410A	
MXZ-2D53VA	5.30 / 6.40
MXZ-3D54VA	5.40 / 7.00
MXZ-4D72VA	7.10 / 8.60
MXZ-4E83VA	8.30 / 9.40
MXZ-5E102VA	10.20 / 10.50
MXZ-6D122VA	12.20 / 14.00
PUMY-SP112VKM- 1PH	12.50 / 14.00
PUMY-SP125VKM- 1PH	14.00 / 16.00
PUMY-SP140VKM- 1PH	15.50 / 16.50
PUMY-P112VKM- 1PH	12.50 / 14.00
PUMY-P125VKM- 1PH	14.00 / 16.00
PUMY-P140VKM- 1PH	15.50 / 16.50
PUMY-P200YKM- 3PH	22.40 / 25.00

Indoor	Duty kW	Type
MSZ-AP15VF	1.50	Wall - NON WiFi
MSZ-AP25VGK	2.50	Wall - WiFi
MSZ-AP35VGK	3.50	Wall - WiFi
MSZ-AP50VGK	5.00	Wall - WiFi
MSZ-AP60VGK	6.00	Wall - WiFi
MSZ-AP71VGK	7.10	Wall - WiFi
MSZ-LN18VG Black	1.80	LN Black
MSZ-LN18VGR-	1.80	LN Red
MSZ-LN18VGV-	1.80	LN Pearl White
MSZ-LN25VGW-	2.50	LN White
MSZ-LN35VGW-	3.50	LN White
MSZ-LN50VGW-	5.00	LN White
MSZ-LN60VGW-	6.10	LN White
MSZ-LN25VG BLACK	2.50	LN Black
MSZ-LN35VG BLACK	3.50	LN Black
MSZ-LN50VG BLACK	5.00	LN Black
MSZ-LN60VG BLACK	6.10	LN Black

For compatibility please see the compatibility table

Multi Splits

Indoor	Duty kW	Type
MSZ-EF25VGK-B	2.50	Zen Black inc. Wi-Fi
MSZ-EF35VGKB	3.50	Zen Black inc. Wi-Fi
MSZ-EF50VGK-B	5.00	Zen Black inc. Wi-Fi
MSZ-EF25VGK-W	2.50	Zen White inc. Wi-Fi
MSZ-EF35VGK-W	3.50	Zen White inc. Wi-Fi
MSZ-EF50VGK W	5.00	Zen White inc. Wi-Fi
MSZ-EF25VGK-S	2.50	Zen Silver inc. Wi-Fi
MSZ-EF35VGK-S	3.50	Zen Silver inc. Wi-Fi
MSZ-EF50VGK S	5.00	Zen Silver inc. Wi-Fi
MFZ-KT25VE	2.50	Floor
MFZ-KT35VE	3.50	Floor
MFZ-KT50VE	5.00	Floor
SEZ-M25DA	2.50	Compact Duct
SEZ-M35DA	3.50	Compact Duct
SEZ-M50DA	5.00	Compact Duct
SEZ-M60DA	6.10	Compact Duct
SEZ-M71DA	7.10	Compact Duct

Indoor	Type	Duty kW
PEAD-M50JA	Duct	5.00
PEAD-M60JA	Duct	6.00
PEAD-M71JA	Duct	7.10
SLZ-M25FA.TH	Cassette 600 x 600	2.50
SLZ-M35FA.TH	Cassette 600 x 600	3.50
SLZ-M50FA.TH	Cassette 600 x 600	5.00
SLP-2FA	Grille 600 x 600	
PLA-M35EA	Cassette 900 x 900	5.00
PLA-M50EA	Cassette 900 x 900	6.00
PLA-M60EA	Cassette 900 x 900	7.10
PLA-M71EA	Cassette 900 x 900	7.10
PLA-M100EA	Cassette 900 x 900	7.10
PLP-6EA GRILLE	Grille 900 x 900	
PCA-M50KA	Ceiling	5.00
PCA-M60KA	Ceiling	6.00
PCA-M71KA	Ceiling	7.10
PAR-41MAA	Wired Controller	
PAC-LV11M	LEV Kit for M-series to PUMY	

For compatibility please see the compatibility table

Multi Split Combination Table

Model	MXZ-3F35W/F2	MXZ-2F42V/F2	MXZ-3F54V/F2	MXZ-3F68W/F2	MXZ-4F72V/F2	MXZ-4F80W/F2	MXZ-4E83VA	MXZ-5E102VA	MXZ-6D122A/2	PUMY-SP112/125/140	PUMY-P112/125/140/200	PUMY-SP112/125/140/200	VRF
	Branch Box	LEV Kit	Branch Box	LEV Kit	Branch Box	LEV Kit	Branch Box	LEV Kit	Branch Box	LEV Kit	Branch Box	LEV Kit	
Wall Mounted													
MSZ-LN18VG	•	•	•	•	•	•							
MSZ-LN25VG	•	•	•	•	•	•							
MSZ-LN35VG		•	•	•	•	•	•	•	•	•	•		
MSZ-LN50VG			•	•	•	•	•	•	•	•	•		
MSZ-EF25VG	•	•	•	•	•	•	•	•	•	•	•	•	
MSZ-EF35VG		•	•	•	•	•	•	•	•	•	•	•	
MSZ-EF50VG			•	•	•	•	•	•	•	•	•	•	
MSZ-AP50VG(K)			•	•	•	•	•	•	•	•	•	•	
PKFY-P10/15/20/25/32/40/50VLM-E													•
PKFY-P63VKM-E													•
Floor Mounted													
MFZ-KJ25VE2						•	•	•			•	•	
MFZ-KJ35VE2						•	•	•			•	•	
MFZ-KJ50VE2						•	•	•			•	•	
PFY-P20/25/32/40/50/63VCM-E													•
PFY-P20/25/32/40/50/63VLEM-E													•
PFY-P20/25/32/40VKM-E													•
Ceiling Cassette													
SLZ-M15FA	•	•	•	•	•	•				•			
SLZ-M25FA	•	•	•	•	•	•	•	•					
SLZ-M35FA		•	•	•	•	•	•	•	•	•	•		
SLZ-M50FA			•	•	•	•	•	•	•	•	•		
PLA-M35EA										•	•		
PLA-M50EA						•	•	•	•	•	•		
PLA-M60EA						•	•	•	•	•	•		
PLA-M71EA						•	•	•	•	•	•		
PLA-M100EA										•	•		
PLFY-P32/40/50/63/80/100/125VEM-E													•
PLFY-P15/20/25/32/40/50VFM-E													•
Ceiling Concealed Ducted													
SEZ-M25DA	•	•	•	•	•	•	•	•	•	•	•	•	
SEZ-M35DA		•	•	•	•	•	•	•	•	•	•	•	
SEZ-M50DA			•	•	•	•	•	•	•	•	•	•	
SEZ-M60DA				•	•	•	•	•	•	•	•	•	
SEZ-M71DA				•	•	•	•	•	•	•	•	•	
PEAD-M50JA			•	•	•	•	•	•	•	•	•	•	
PEAD-M80JA						•	•	•	•	•	•	•	
PEAD-M71JA						•	•	•	•	•	•	•	
PEAD-M100JA										•	•		
PEFY-P15/20/25/32/40/50/63VMS1-E													•
PEFY-P20/25/32/40/50/63/80/100/125VMA-E3													•
PEFY-P80/100/125/140VMH-E(2)													•
Ceiling Suspended													
PCA-M50KA			•	•	•	•	•	•	•	•	•	•	
PCA-M60KA				•	•	•	•	•	•	•	•	•	
PCA-M71KA						•	•	•	•	•	•	•	
PCA-M100KA										•	•		
PCFY-P40/63/100/125VKM-E													•
Lossnay Outdoor Air Processing													
GUF-50/100RD4													•

Note: For MXZ Multi-Split capacity combination tables please refer to databook. *1 PUMY-P200YKM2 not connectable.

Twin / Triple / Quad Systems

R32

Outdoor	Duty kW	Type
R32		
PUZ-ZM71VHA	7.10	Power Inverter 1PH
PUZ-ZM100VKA	10.00	Power Invetrer 1PH
PUZ-ZM125VKA	12.50	Power Inverter 1PH
PUZ-ZM140VKA	14.00	Power Invetrer 1PH
PUZ-ZM100YKA	10.00	Power Inverter 3PH
PUZ-ZM125YKA	12.50	Power Invetrer 3PH
PUZ-ZM140YKA	14.00	Power Inverter 3PH
PUZ-ZM200YKA	22.40	Power Invetrer 3PH
PUZ-ZM250YKA	27.00	Power Inverter 3PH

R32

Indoor	Duty kW	Type
R32		
PUZ-M100VKA	10.00	Standard Inverter 1PH
PUZ-M125VKA	12.50	Standard Inverter 1PH
PUZ-M140VKA	14.00	Standard Inverter 1PH
PUZ-M100YKA	10.00	Standard Inverter 3PH
PUZ-M125YKA	12.50	Standard Inverter 3PH
PUZ-M140YKA	14.00	Standard Inverter 3PH
PUZ-M200YKA	22.40	Standard Inverter 3PH
PUZ-M250YKA	27.00	Standard Inverter 3PH

Portables - Heating and Cooling

Model	Cool kW	EER	Air Flow	dB(A)	Hose Length	Weight	Height	Width	Refrigerant	Suitable for Areas	Code
PORTABLE A/C HC	3.50	2.60	370 m3/h	65	1.5m	34kg	765mm	467mm	R290	upto 26m2	PORTABLE A/C HC



Twin / Triple / Quad Systems

Indoor	Duty kW	Type
PLA-ZM35EA	3.50	Cassette for Power Inv
PLA-ZM50EA	5.00	Cassette for Power Inv
PLA-ZM60EA	6.00	Cassette for Power Inv
PLA-ZM71EA	7.10	Cassette for Power Inv
PLA-ZM100EA	10.00	Cassette for Power Inv
PLA-ZM125EA	12.50	Cassette for Power Inv
PLA-ZM140EA	14.00	Cassette for Power Inv
PLP-6EA		Grille 900x900
PLA-M35EA	3.50	Cassette for Std Inv
PLA-M50EA	5.00	Cassette for Std Inv
PLA-M60EA	6.00	Cassette for Std Inv
PLA-M71EA	7.10	Cassette for Std Inv
PLA-M100EA	10.00	Cassette for Std Inv
PLA-M125EA	12.50	Cassette for Std Inv
PLA-M140EA	14.00	Cassette for Std Inv
PLP-6EA GRILLE		Grille 900x900
MSDD-50TR-E-R410A		Refnet for Twin Split - C/U 71/100/125/140
MSDD-50WR-E-R410A		Refnet for Twin Split - C/U sizes 200/250
MSDT-111R-E-R410A		Refnet for Triple Split - C/U 140/200/250
MSDF-111R-E-R410A		Refnet for Quad Split - C/U - sizes 200/250
MSDD-50TR2-E-R32		Refnet for Twin Split - 71/100/125/140
MSDT-111R2-E-R32		Refnet for Triple Split - 140
PAR-41MAA		Wired Remote Controller

Indoor	Duty kW	Type
PKA-M35HA	3.50	Wall
PKA-M50HA	5.00	Wall
PKA-M60KA	6.00	Wall
PKA-M71KA	7.10	Wall
PKA-M100KA	10.00	Wall
PEAD-M35JA	3.50	Duct
PEAD-M50JA	5.00	Duct
PEAD-M60JA	6.00	Duct
PEAD-M71JA	7.10	Duct
PEAD-M100JA	10.00	Duct
PEAD-M125JA	12.50	Duct
PEAD-M140JA	14.00	Duct
PCA-M50KA	5.00	Ceiling
PCA-M60KA	6.00	Ceiling
PCA-M71KA	7.10	Ceiling
PCA-M100KA	10.00	Ceiling
PCA-M125KA	12.50	Ceiling
PCA-M140KA	14.00	Ceiling
SLZ-M35FA.TH	3.50	Compact Cassette
SLZ-M50FA.TH	5.00	Compact Cassette
SLZ-M60FA.TH	6.00	Compact Cassette
SLP-2FA		Grille

Lossnay Commercial Series

Model	Air Flow m3/h			Duct Size	Fuse
	Extra low	Low	High / Extra High		
LGH-15RVX-E	38	113	150	100	6 amps
LGH-25RVX-E	63	188	250	150	6 amps
LGH-35RVX-E	88	263	350	150	6 amps
LGH-50RVX-E	125	375	500	200	6 amps
LGH-65RVX-E	163	488	650	200	6 amps
LGH-80RVX-E	200	600	800	250	6 amps
LGH-100RVX-E	250	750	1000	250	6 amps
LGH-150RVX-E	375	1125	1500	(SA,RA)250 (OA,EA)270x700	10 amps
LGH-200RVX-E	500	1500	2000	(SA,RA)250 (OA,EA)270x700	16 amps

Lossnay High Efficiency Filter PZ-15RFM Air Filter For LGH15

Lossnay High Efficiency Filter PZ-25RFM Air Filter For LGH25

Lossnay High Efficiency Filter PZ-35RFM Air Filter For LGH35

Lossnay High Efficiency Filter PZ-50RFM-E Air Filter For LGH50

Lossnay High Efficiency Filter PZ-65RFM Air Filter For LGH65

Lossnay High Efficiency Filter PZ-80RFM Air Filter For LGH80-150

Lossnay High Efficiency Filter PZ-100RFM-E Air Filter For LGH100-200

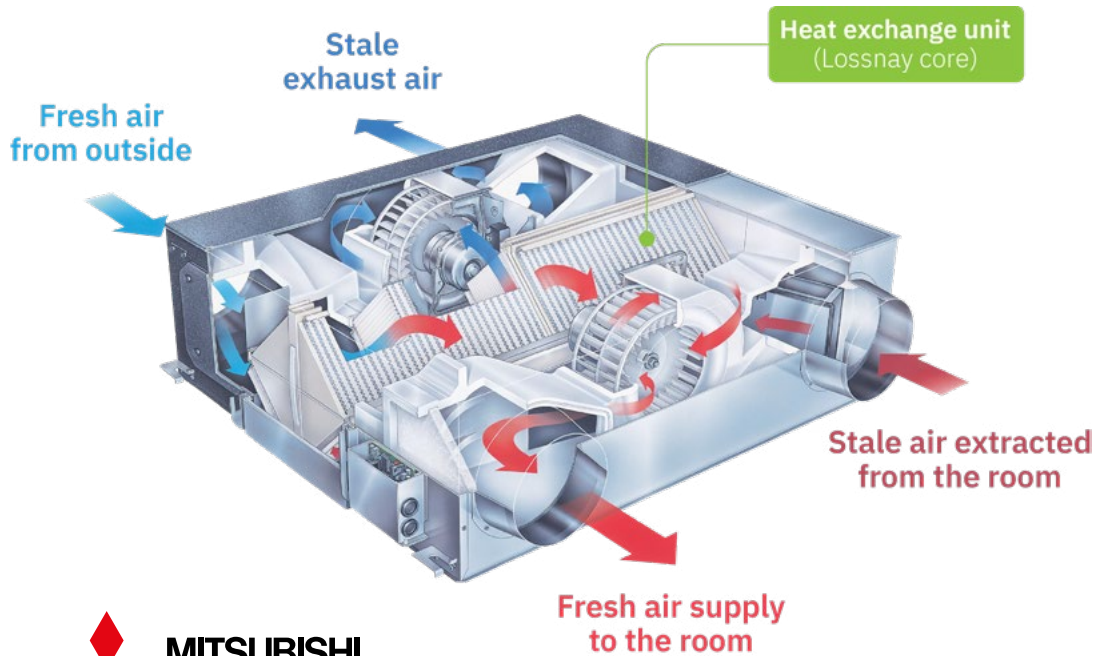
Lossnay Remote Controller PZ-62DR-E

Ventilation

Product Information

LGH-RVXT-E
Commercial Lossnay

Making a
World of
Difference



R32


Controller and Connection Options				
Models	Wired Remote	Group Control	Wi-Fi	Ext Input / Output
MSZ-HR 25-35 VF Classic	PAR-41MAA + (MAC-497IF)	1 x PAR-41MAA + (MAC-497IF) For each Indoor unit	(MELCloud)	(MAC-497IF) On/Off input or 12V Fault output
MSZ-AP25-71VGK	PAR-41MAA + (MAC-497IF)	1 x PAR-41MAA + (MAC-497IF) For each Indoor unit	(MELCloud)	(MAC-497IF) On/Off input or 12V Fault output
MSZ-EF 25-50 VG"K" Zens	PAR-41MAA + (MAC-497IF)	1 x PAR-41MAA + (MAC-497IF) For each Indoor unit	Functionality already included with unit	(MAC-497IF) On/Off input or 12V Fault output
MSZ-LN 18-60 Designer	PAR-41MAA + (MAC-497IF)	1 x PAR-41MAA + (MAC-497IF) For each Indoor unit	Functionality already included with unit	(MAC-497IF) On/Off input or 12V Fault output
MFZ-KT 25-50 Floor	PAR-41MAA + (MAC-497IF)	1 x PAR-41MAA + (MAC-497IF) For each Indoor unit	(MELCloud)	(MAC-497IF) On/Off input or 12V Fault output
PKA-M 35-100 Wall Mr Slim	PAR-41MAA	1x PAR-41MAA	(MELCloud)	(PAC-SA89) On/Off and (PAC-SA88) Run / Fault
Mr Slim Power Inverter PUZ-ZM35 - 140 & Standard Inverter PUZ-M100 - 140	PAR-41MAA	1x PAR-41MAA	(MELCloud)	(PAC-SA89) On/Off and (PAC-SA88) Run / Fault
Standard Inverter SUZ-M35 - 71	PAR-41MAA	1 x PAR-41MAA + (MAC-497IF) For each Indoor unit	(MELCloud)	(MAC-497IF) On/Off input or 12V Fault output

Pre Insulated Coils



- 9MM WHITE - BL-S1-DO
- 9MM BLACK - BL-S2-DO
- 13MM BLACK - CL-S1-DO

Part Number	Description	Description
C20038B 1/4T 9MM	20M 9mm 1/4 & 3/8	Black 9MM
C20012B 1/4T 9MM	20M 9mm 1/4 x 1/2	Black 9MM
C20058B 1/4T 9MM	20M 9mm 1/4 x 5/8	Black 9MM
C20058B 3/8T 9MM	20M 9mm 1/4 x 5/8	Black 9MM

Part Number	Description	Description
C20038 1/4T 9MM	20M 9mm 1/4 & 3/8	White 9MM
C20012 1/4T 9MM	20M 9mm 1/4 x 1/2	White 9MM
C20058 1/4T 9MM	20M 9mm 1/4 x 5/8	White 9MM
C20058 3/8T 9MM	20M 9mm 1/4 x 5/8	White 9MM

Pre insulated copper available in sizes 9mm and 13mm (black only)
 9mm white available in 20m twin, 25m twin and 50m single
 9mm black available in 20m twin and 50m single
 13mm available in black 20m twin only

Bender Set



Code	Description
EZB Line Set	PACK OF 4 EASY BEND LINE SET BENDERS

RED = 1/4" | GREEN = 3/8"
 YELLOW = 1/2" | BLUE = 5/8"

You must ream / deburr the copper before inserting an Easybend line set



Branches in Ireland

Visit our website for contact details
www.fridgesparewholesale.ie/our-branches

Belfast
 Unit 6
 Hawthorn Business Centre
 Wildflower Way
 Boucher Way
 Belfast
 Email: belfast@fsw.uk.com
 Phone: +44 28 9066 5999
 Postcode: BT12 6TA

Cork
 Unit 15
 Southside Industrial Estate
 Togher
 Co Cork
 Ireland
 Email: cork@fridgespares.ie
 Phone: +021 431 7645
 Eircode: T12 D659

Dublin (West)
 Unit 1
 Ballymount Business Park
 Ballymount Drive
 Dublin 12
 Ireland
 Email: icandennis@fridgespares.ie
 Phone: +353 01 450 7514
 Eircode: D12 XC7H

Glasnevin
 Unit 15 Blackwater Rd
 Dublin Ind Est
 Glasnevin
 Dublin 11
 Ireland
 Email: info@fridgesapres.ie
 Phone: +353 01 830 3466
 Eircode: D11 YK26

FSW BRANCH NETWORK



- Pre Insulated Copper - Making Your Job Easier



FIRE RETARDANT PRE INSULATED COPPER

- Pre Insulated Copper allows you to install your pipework in half the time of conventional methods.
- Insulation manufactured to EN 13501. Fire classification - BL-s1,d0.
- 13mm wall black insulation with tough & durable polyethylene coating.
- Copper Coil manufactured to EN 12735-1.
- Can be easily separated during installation.
- 9mm in both black and white available to order.
- Also available to order 9mm black and white single 20m, 25m and 50m coil.



The Benefits

- Labour saving
- Easy clean coating
- Easy to transport & store
- Durable insulation coating
- Less waste, re-cap and re-use
- Resistant to vermin
- Fire rated and certified product

FSW

 **cooleo**
Pre Insulated Copper



ONLY
Available
from
FSW

Copper Tube



Part Number	Description
L6038 21G	6mtr length of 3/8 copper
L6012 20G	6mtr length of 1/2 copper
L6058 20G	6mtr length of 5/8 copper
L6034 19G	6mtr length of 3/4 copper
L6078 18G	6mtr length of 7/8 copper
L6078 19G	6mtr length of 7/8 copper 19G
L6118 18G	6mtr length of 11/8 copper
L6138 18G	6mtr length of 13/8 copper



Part Number	Description
C15014	415M Coil 1/4"
C15038	35M Coil 3/8"
C15012	32M Coil 1/2"
C15058	32M Coil 5/8"
C15078	26M Coil 7/8"



Part Number	Description
C30014 22G	30M Coil 1/4"
C30038 21G	30M Coil 3/8"
C30012 21G	30M Coil 1/2"
C30058 20G	30M Coil 5/8"
C30078 19G	30M Coil 7/8"

Insulation



9mm Wall

Part Number	Description
09006COIL 70MT	1/4" 6-9 X 70M Coil
09010COIL 50MT	3/8" 10-9 X 50M Coil
09012COIL 45MT	1/2" 12-9 X 45M Coil
09015COIL 40MT	5/8" 15-9 X 40M Coil
09022COIL 30MT	7/8" 22-9 X 30M Coil



13mm Wall

Part Number	Description
13006COIL 45MT	1/4" 6-13 X 45M Coil
13010COIL 35MT	3/8" 10-13 X 35M Coil
13012COIL 32MT	1/2" 12-13 X 32M Coil
13015COIL 32MT	5/8" 15-13 X 32M Coil
13022COIL 26MT	7/8" 22-13 X 26M Coil

Insulation Accessories



Part Number	Description
10TAPE	10m Class O Tape
15TAPE	15m Class O Tape
14ADHE	250ml Adhesive with Brush
2TAPE	2 Inch PVC tape - Black
2TAPEWHITE	2 Inch PVC tape - White

Tube Clamp



Code	Description
GRIPLOCKSIZ1	Pre Insul Pipe Clip (Pk 10) 1/4x1/2
GRIPLOCKSIZ2	Size Two Grip Lock (Pk 10) 3/8x5/8
GRIPLOCKSIZ3	Size Three Grip Lock (Pk 10) 1/2+7/8
BVT025	1/4" Tube Clamp
BVT037	3/8" Tube Clamp
BVT050	1/2" Tube Clamp
BVT062	5/8" Tube Clamp
BVT087	7/8" Tube Clamp

Clips



Code	Description
SC08-22	¾ CLIP FOR 8MM ROD
SC08-35	1 1/4 CLIP FOR 8MM ROD
SC08-42	1 1/2 CLIP FOR 8MM ROD
SC10-22	¾ CLIP FOR 10MM ROD
SC10-35	1 1/4 CLIP FOR 10MM ROD
SC10-42	1 1/2 CLIP FOR 10MM ROD

Overflow Pipe



Part Number	Description
MARLEYP1PE 3/4	3/4" x 3m Plastic Water Tube
MARLEYP1PE 1 1/4	1 1/4" x 3m Plastic Water Tube
MAR3/4WASTECLIP	3/4" Talon Snap-In Open Clips
MAR11/4WASTECLIP	1 1/4" Talon Snap-In Open Clips
MAR3/490ELBOW	3/4" Plastic 90 Elbow
MAR11/490ELBOW	1 1/4" Plastic 90 Elbow
MARLEY3/4TEE	3/4" Plastic Tee
MARLEY11/4TEE	1 1/4" Plastic Tee
MAR3/4CONNECT	3/4" Plastic Coupler
MAR11/4CONNECT	1 1/4" Plastic Coupler
MAR3/4 45DEGREE	3/4" Plastic 45 Degree Elbow
MAR11/4 45DEGREE	1 1/4" Plastic 45 Degree Elbow
MARLEYGLUE250	Solvent Cement White X 125 MI

Overflow Adaptors



Part Number	Description
FP2016	Adaptor Overflow To Waste - 21-25mm Pk3
FP2017	Adaptor Overflow To Waste - 21-32mm Pk3
FP2018	Adaptor Overflow To Waste - 21-40mm Pk3
FP2038	6 Or 10mm Tube To Soil Stack Pk3
FP2040	6 Or 10mm Tube To Overflow Pipe Pk3

Braided Hose



Part Number	Description
HOSE14	30M Coil 1/4" Braided
HOSE38	30M Coil 3/8" Braided

Adaptors - Cassettes to Tank Pumps



Part Number	Description
ADAPTOR 1"	1" X 3/4 Adaptor (Pk3)
ADAPTOR 1.1/4"	1-1/4 X 3/4 Adaptor (Pk3)

Cable Ties



Code	Description
CABLE TIES BLACK 100 PER PACK	
CT280-4.8MM	Cable Ties 300mm x 4.8
CT360-4.8MM	Cable Ties 368mm x 4.8
CT360-7.8MM	Cable Ties 380mm x 7.8
WHITE CABLE TIES 100 PER PACK	
CTC300-4.8MM	Cable Ties 300mm x 4.8 white
CT360-7.8MM W	Cable Ties 380mm x 7.8 white

Brackets



Code	Description
MS230MOUNTBRACK	84KG 420mm Support Arm
MS257 BRACKET	84KG 550mm Support Arm
MS403 BRACKET	180KG 620mm Support Arm
MS404 BRACKET	180KG 800mm Support Arm
MS258 BRACKET	84KG 650mm Support Arm

Cantilever Arms



Code	Description
P2663/300	300mm Cantilever Arm
P2663/450	450mm Cantilever Arm HD
P2663/600	600mm Cantilever Arm HD
P2663/750	750mm Cantilever Arm HD
P2663/900	900mm Cantilever Arm HD
P2663X450	450mm Cantilever Arm HD
P2663X600	600mm Cantilever Arm HD
P2663X750	750mm Cantilever Arm HD
P2663X900	900mm Cantilever Arm HD

Custom support frames available on request

Mounting Blocks



Code	Description
B6735	Fix it foot 250mm
B6736	Fix it foot 450mm
B6737	Fix it foot 600mm
B9096	Fix it foot 1000mm

Custom support frames available on request

Slotted Channel



Code	Description
MC403 6M	Channel Slotted 40mm x 40mm 6 meter
MC403 3M	Channel Slotted 40mm x 40mm 3 meter
MC203 6M	Channel Slotted 20mm x 40mm 6 meter
MC203 3M	Channel Slotted 20mm x 40mm 3 meter

Plain non-slotted channel also available

Cable Tray and Hangers



Part Number	Description
MT-75	75 X 25 3M Cable Tray
MT-100	100 X 25 3M Cable Tray
MT-150	150 X 25 3M Cable Tray
MT-225	225 X 25 3M Cable Tray
MT-300	300 X 25 3M Cable Tray
A520	25-Ck Tray Coupling (Pairs)
LBC 100 100 MM	100mm Tray Hanger (4")
LBC 150 150MM	150mm Tray Hanger(6")
LBC 225 225MM	225mm Tray Hanger (9")

Security Cages & Drip Trays



Part Number	Description
CAGE-S	Small 750H 1050W 460D
CAGE-M	Medium 1150H 1150W 650D
CAGE-L	Large 1450H 1150W 650D
CAGE-XL	Extra-Large 1800H 1150W 650D
VS110CONDTRAY	Condensing Unit Drip Tray
VS210CONDTRAY	Condensing Unit Drip Tray

Spring Nuts



Code	Description
M6SS	6mm Spring Nut Short
M8SS	8mm Spring Nut Short
M10SS	10mm Spring Nut Short
M6LS	6mm Spring Nut Long
M8LS	8mm Spring Nut Long
M10LS	10mm Spring Nut Long

Plain Channel Nuts



Part Number	Description
M6NS	Sn-A-06 Plain Nut
M8NS	Sn-A-08 Plain Nut
M10NS	Sn-A-10 Plain Nut

Hex Screws / Nuts / Washers



Various bolt sizes available



Code	Description
M6	ZP Bolts Range
M8	ZP Bolts Range
M10	ZP Bolts Range
M6ZPNUT	6mm Nut
M8ZPNUT	8mm Nut
M10ZPNUT	10mm Nut
M6MUD	6mm Washer
M8MUD	8mm Washer
M10MUD	10mm Washer

Threaded Rod




Full range of fixings also available in all sizes



Code	Description
M8ZP ROD	3MTR 8mm Threaded Rod
M10ZP ROD	3MTR 10mm Threaded Rod
M12ZP ROD	3MTR 12mm Threaded Rod
M8 CONNECT	8mm rod connector
M10 CONNECT	10mm rod connector
M8/M10SOCKETWEDG	Socket Bolt M8/M10 Rod
M8/M10 BASE PLAT	Dual Backplate M8/M10 Rod

StrutFoot

Universal Flat Roof Support System



✓ 100% recycled ✓ Lightweight ✓ Robust ✓ Anti-vibration ✓ Available worldwide



+00353 1 830 3466



sales@fridgespares.ie



www.fridgespareswholesale.ie

StrutFoot Plastic Feet



Part Number	Description
R200 Plastic Foot	200 x 200 x 120
R305 Plastic Foot	305 x 305 x 120
R500 Plastic Foot	500 x 500 x 120

H Frame Kits



Part Number	Description
SF3305	Feet Size - 305mm
SF3500	Feet Size - 500mm

StrutFoot Base & Plus



Part Number	Description
SF1002	StrutFoot Base
SF1004	StrutFoot Plus

Mitsubishi Electric Unit - Parts used

- 2 x B6737
- 1 x VS210 Condensate Tray
- 1 x VS240 Brackets



Refrigerants



Part Number	Description
R407C (AG)	R407C X 13.0Kg
R407C-56GAS (AG)	R407C X 55Kg
R410A (AG)	R410A X 11Kg
R410A-50KGS (AG)	R410A X 50Kg
R32 (AG)	R32 X 10Kg
LEFTHANDCYLADAP	R32 Cylinder Adaptor

Reclaim and Recievers




Part Number	Description
RECOVERY 12.5 LI	Rpr X 10Kg Reclaim Cylinder
RECCYL61L AGAS	Rpr X 45Kg Reclaim Cylinder

OFN



Part Number	Description
OFN (10LTR) IDS	Oxygen Free Nitrogen
OFN (30LTR) IDS	Oxygen Free Nitrogen
GA-750	Ga-750 Nitrogen Regulator

Pipe & Cabling Trunking



Part Number	Description
DELTA INT ELBOW	DELTA INTERNAL CORNER 80MM
DELTA EXTER ELBS	DELTA EXTERNAL CORNER 80MM
DELTA UPPER CONN	DELTA CONNECTION PIECE 80MM
DELTA WALL TER	DELTA WALL TERMINAL 80MM
DELTA T-JOINT	DELTA T JOINT 80MM
DELTA TRUNKING	DELTA DUCTING 80X60 2M

Electrical Cables



Part Number	Description
CABLEIYCYLSF275	2 Core X.75 Screened Cable
CABLEIYCYLSF215	2 Core X 1.5 Screened Cable
CABLEFLEX 3X.75	3 Core X .75 Flex Cable
CABLEFLEX 3X1.5	3 Core X 1.0 Flex Cable
CABLENYMJ3COR1.5	3 Core X 1.5 Nymj Cable
CABLENYMJ4COR1.5	4 Core X 1.5 Nymj Cable
CABLENYMJ5COR1.5	5 Core X 1.5 Nymj Cable

Cable now comes with low smoke zero halogen specification

Isolators, Circuit Breakers and Detectors



Part Number	Description
ISOLATOR 25AMP 3	Isolator - 25AMP 3
ISOLATOR 32AMP 3	Isolator - 32AMP 3
ISOLATOR 40AMP 3 POLE	Isolator - 40AMP 3 pole
MCB1 20A	Single Pole 20a Hager Mcb
RCBO 16AMP	Rcbo 6ka b curve 16amp 30ma class a 2 Pole 2 mod

Chemicals

Part Number	Description
	Sanibact Evaporator Cleaner & Disinfectant
	CondensCide® Evaporator Cleaner & Disinfectant
	EasyCare Evaporator Cleaner & Disinfectant
	HydroCoil® Alkaline Evaporator Cleaner
	RTU® Evaporator Cleaner & Disinfectant 1L
	RTU® Evaporator Cleaner & Disinfectant 5L
	RTU® Evaporator Cleaner 1L
	RTU Condenser Cleaner (1 Litre)
	RTU Condenser Cleaner (5 Litre)
	HydroKleen® Alkaline Condenser Cleaner
	Errecom 'Best' Alkaline Condenser Cleaner



THE TANK PUMP REINVENTED BY SAUERERMANN



Meet our Si-83.
Forget about what you used to know. Make it easy.

N755



Easiest installation
in the market



Save time :
designed for
intuitive installation



Easy Si-83 App :
Tools and tips
in your smartphone



Mini Pumps



Part Number	Description
PUMP MINI ORANGE	Aspen Mini-Orange
PUMP MINI AQUA*	Aspen Mini Aqua
PUMP BLANC DELUX	Aspen Mini Blanc Pump
SI-1000 PUMP	Sauermann Si10 Universal
SI-3000 PUMP	Sauermann Si 30 Mini
BLUE DIAMOND	Blue Diamond Mega Blue



Tank Pumps



Part Number	Description
ASPEN MAX HI-FLO	Aspen Max Hi Flow
FP1056/2 MINI T	Aspen Mini Tank
VCC-20S	Little Giant Vcc20S 1 Litre
NXTGEN PUMP	Little Giant Vcma20S 2 Litre
SI-8200 PUMP	Sauermann Si-82 2 Litre
SI-83	Sauermann Si 83 2 Litre

Pumps in Trunking



Part Number	Description
PUMP SILENT T	Aspen Silent Mini Lime + Slim Line Trunking
PUMP SILENT ARTI	Aspen Silent+ Mini Lime BBJ Trunking
PUMP SILENT REP	Aspen Silent+ Mini Lime Pump Only
DELTA PACK PUMP	Sauermann Delta Pure White
SI-1000 PUMP	Si 10 Pump only

Universal Cassette Pump
















Part Number	Description
SI-2052 PUMP	Si 2052 Universal Pump For Cassettes

Peristaltics Pumps



Part Number	Description
PUMP PERISTALTI	Aspen Universal Pump

  Pump Selector		System Type							Duty @ 50Hz					Mounting									
		Cassette	Wall Mount	Ducted	Under Ceiling	Humidifier	Dehumidifier	Floor Type	Gas Condensing Boiler	Oil Condensing Boiler	Max Flow (l/h)	Max Head (m)	Suction lift (m)	Sound dB(A)	Max. kW / BTUs	Trunking	In Unit	Remotely	Below Unit	Wall	Floor		
Silent+	Micro-v		•	•	•			•		14.5	10	2	19	19.3 / 66k	•	•	•						
	Silent+ Mini Orange		•	•	•			•		12		-	20	16 / 54k	•	•	•						
	Silent+ Mini Lime		•					•								•							
	Silent+ Mini Aqua		•	•	•			•	•				2	19		•	•	•					
Mini	Mini Orange		•	•	•			•		12	10	2	21	16 / 54k	•	•	•						
	Maxi Orange		•	•	•			•		35	15	-	35	46 / 157k	•		•						
	Maxi Lime		•					•							•								
	Mini Aqua		•	•	•			•	•			2	21	16 / 54k	•	•	•						
	Mini Blanc		•							12	10	-						•					
Tank	Mini Tank			•				•	•	35	15		35	46 / 157k		•		•					
	Max Hi-Flow	•		•				•		550	5		44	733 / 2.5m				•					
	Hi-Lift 1L & 2L	•		•				•		11	12		51	14 / 47k				•					
	Heavy Duty 6	•						•		900	6	-	60	1200 / 4m				•					
	Heavy Duty 10	•						•		1070	9		64	1460 / 4.9m				•					
	HW Economy							•		900	7		60	1200 / 4m				•					
	Hot Water HD							•		1800	15		63	2400 / 8m				•					
Peristaltic	Universal		•	•	•			•		6.5	12	3	47	8.5 / 29k			•	•					
	Standard		•	•	•			•														•	•
	MK4		•	•	•			•														•	•
	Mechanical		•	•	•			•														•	•
Boiler	Kitchen							•		12	10	-	21	45 / 153k					•				
	Compact							•		35	15		35	85 / 290k					•	•			
	Hi-Capacity							•	•	550	5		44	200 / 682k					•	•			

		Equipment						Location					
		Wall mounted	Cassette	Multi cassette	Conditioning cabinet	Floor standing	Ducted unit	Suspended ceiling unit	Inside the unit	Inside ducting	Wall mounted	Floor mounted	False ceiling
	OMEGA PACK	x									x		
	SI-20	x						x	x				
	DELTA PACK	x								x			
	SI-10 UNIVERS'L		x			x		x	x				x
	SI-30 SI-33	x				x		x					x
	SI-60				x	x	x		x				x
	SI-82			x	x			x			x		x
	SI 1805				x			x			x		x
	SI 1830			x	x		x	x	x		x		x
	SI 2052		x				x	x	x				
	PE5000 PE5100 PE5200	x	x										x

Manifolds



Part Number	Description
VMG-2-R410A	Value R410A 2 Way Manifold Set + Case + Lines
VMG-2-R134A	Value R404A/R407C/R22/R134A 2 Way Manifold Set + Case + Lines
VMG-2-32 MANIFOL	Value R32 2 Way Manifold Set + Case + Lines
VMG-4-R32	Value R32 4 Way Manifold Set + Case + Lines
VMG-4-R410A	Value R410A 4 Way Manifold Set + Case + Lines

Digital Manifolds



Part Number	Description
TESTO 550I	Testo 550 2 Way Digital Manifold
TESTO557S SMART	Testo 557 4 Way Digital Manifold
TESTOSMAPROSET	Testo Refrigeration Smart Probe Set
TESTO 552	Testo 552 Digital Bluetooth Torr Gauge

Oxygen, Maxy and Map Gas



Part Number	Description
OXIGEN110	Oxygen 110 Cylinder For Turbo 90 & 1000
MAXIGAS	Maxy Gas Cylinder For Turbo 90 & 1000
TURBOSET90	Turbo Set 1000 Brazing Kit
MAPP	Map-Plus/Map Pro
STK-11	Stk-11 Turbo Torch Double Barrel Torch
FLAMETECH ELITE	Portable Brazing Set

Tube Cutters



Part Number	Description
VTC-19	Mini Pipe Cutters 1/8" - 3/4"
VTC-28	Compact Pipe Cutter 1/8" - 1-1/8"
VTC-28B	Pipe Cutters 1/8" - 1-1/8"
VTC-32	Pipe Cutters 1/8" - 1-1/4"
VTC-42	Pipe Cutters 1/4" - 1-5/8"
VTC-70	Large Pipe Cutters 1/4" - 2-5/8"

Tube Expander



Part Number	Description
VST-29-A	Compact hydraulic tube expander including 7 heads

Flare/Swage Kit



Part Number	Description
VFT-808-I	FLARING TOOL 1/4 TO 3/4"

Charging Scales



Part Number	Description
VRS-120I-01	Navtek Charging Scales 120KG

Recovery Units



R32 Ready!

Part Number	Description
APP GSTWIN	Appion G5 Twin Cylinder Recovery Machine - 240V
APP GSTWIN	Appion G5 Twin Cylinder Recovery Machine - 110V




Vacuum Pumps



R32 Ready!

Part Number	Description
APP TEZ8	Appion TEZ8 - 8CM Vacuum pump 240V
APP TEZ8	Appion TEZ8 - 8CFM Vacuum Pump 110V

Apps Available

Manufacturer	Name	Functions
	ME Engineer	<ul style="list-style-type: none"> Fault Codes Trouble Shooting Service Information Spare Parts Refrigerant Calculator Thermistor Values
	ME Library	<ul style="list-style-type: none"> Sales Literature Technical Documents Quick Reference Guides Install Manuals Service Manuals Instruction Guides
	Condensate Pump Finder	<ul style="list-style-type: none"> Pump Selector Pump Information Technical Information
	Condensate Pump Selector	https://aspenspumps.com/pump-selector

Mitsubishi Electric Air Conditioning equipment warranty.

The warranty is held by the **manufacturer** and not FSW. Mitsubishi Electric currently offer 3 years' warranty on their product range. Accredited Installers (AI) can offer up to 5 years' warranty and Business Solutions Providers (BSP) offer up to 7 years' warranty.

Disclaimer

Whilst every effort has been made to ensure the accuracy of the data contained in the publication at time of printing, we reserve the right to change specifications and pricing at any time. You are advised to check the accuracy of any technical data shown with the manufactures' published data. Manufactures' data will be updated at regular intervals and therefore this publication should only be used as a guide. FSW accepts no liability for errors or omissions contained within. E&OE.

Rating Conditions

Indoor

Cooling: +27C DB / 19C WB

Heating: +20C DB

Outdoor

Cooling: +35C DB / 24C WB

Heating: +7C DB / 6C WB

Design and Operational Specification

For design and operational specifications, please refer to the relevant manufactures technical details.



THE SOLVENT WELD A/C UNIT DRAIN ADAPTOR


TOUGH ABS PLASTIC
ENABLES A LEAK
FREE SOLVENT WELD
CONNECTION TO
DRAIN PIPE

**GUARANTEED
TO OUT-LAST
THE LIFE OF
THE UNIT**




PREMIUM AUTOMOTIVE
GRADE RUBBER IS
GUARANTEED TO
OUT-LAST THE LIFE
OF THE UNIT

AVAILABLE IN 2 POPULAR SIZES:
SMALL: 1" – 3/4" (21.5MM)
MEDIUM: 1 1/4" – 3/4" (21.5MM)



CONDENSATE FLOWS AGAINST THE CRITICAL UNGLUED DRAIN CONNECTION WHICH IS A COMMON CAUSE OF LEAKS




CONDENSATE FLOWS OVER THE JOINTS, NOT INTO THE JOINTS!

CONVENTION vs INNOVATION...

Code	Description
CONSOLVE AD 1	Solvent Weld A/c Unit Drain Adaptor 1" To 3/4"
CONSOLVE AD 11/4	Solvent Weld A/c Unit Drain Adaptor 1 1/4" To 3/4"

FOR MORE INFORMATION VISIT: WWW.TERLOK.COM



Push-to-Connect Refrigerant Fittings

NO BRAZING, NO OFN PURGING, NO HOT WORKS



FSW BRANCH NETWORK

Belfast

Unit 6
Hawthorn Business Centre
Wildflower Way
Boucher Way
Belfast
Postcode: BT12 6TA
Email: belfast@fsw.uk.com
Phone: +44 28 9066 5999

Dublin (West)

Unit 1
Ballymount Business Park
Ballymount Drive
Dublin 12
Ireland
Eircode: D12 XC7H
Email: iandennis@fridgespares.ie
Phone: +353-1-4507514

Cork

Unit 15
Southside Industrial Estate
Togher
Co Cork
Ireland
Eircode: T12 D659
Email: cork@fridgespares.ie
Phone: +353-21-4317645

Glasnevin

Unit 15 Blackwater Rd
Dublin Ind Est
Glasnevin
Dublin 11
Ireland
Eircode: D11 YK26
Email: info@fridgesapres.ie
Phone: +353 1 8303466

